

Specification Detail of Model LW128DDEU

Specification	
Product Model	LW128DDEU
Storage Capacity	380L
Overall Wine Bottle Capacity (750ml Standard Bordeaux)	122
Installation Type	built-in or freestanding
Color/Finish	black cabinet
Primary Material	metal, stainless steel, glass, wood, wire
Door Style	double pane, tinted
Cooling System	compressor
Defrost System	frost free
Anti-Vibration Technology	Yes
Ventilation Location	Front
Fan Type	Interior
Humidity Control	>65%
Integrated Lock	Yes
Quiet Operation	42 db
Stain Resistant	antirust coat
Odor Resistant	activated carbon filter
Leak-proof	water pan
Power Input	130
Voltage	220-240 volts
Frequency	50Hz
Amperage	0.7 amperes
Estimated Yearly Electricity Use (kWh)	190
Country of Origin	China
Refrigerant	R600a
Interior Light	Yes
Bulb Type	white LED
Adjustable Feet	Yes (From 0 to 10 mm)
Temperature Specification	
Temperature Zones	dual zone
Overall Minimum Temperature	5 degrees C
Overall Maximum Temperature	22 degrees C
First Zone Bottle Capacity	60
First Zone Minimum Temperature	5 degrees C

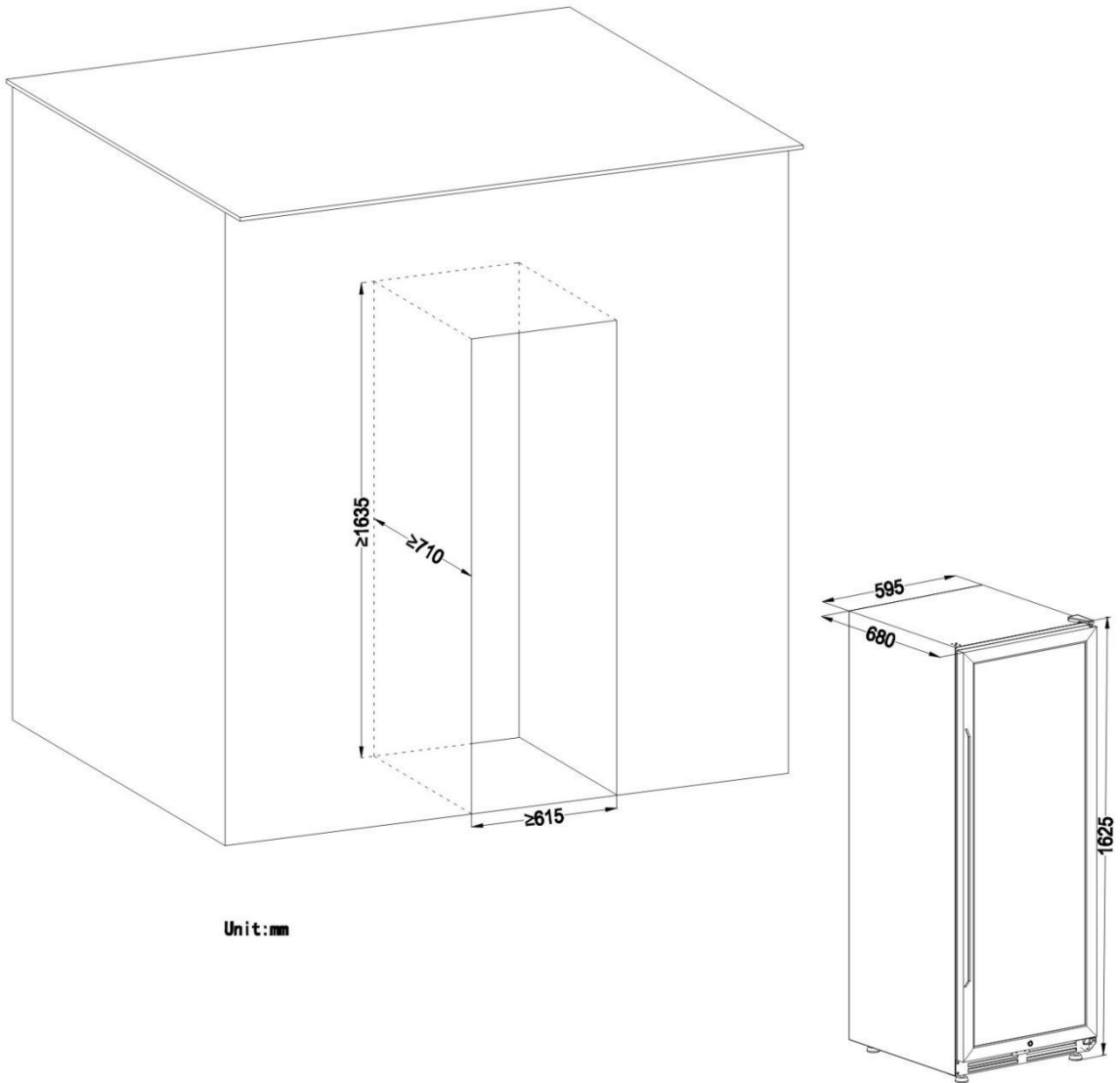
First Zone Maximum Temperature	22 degrees C
Second Zone Bottle Capacity	62
Second Zone Minimum Temperature	5 degrees C
Second Zone Maximum Temperature	22 degrees C
Wine Bottle Capacity	122
Temperature Display Type	touch screen
Doors	
Door Handle Design	external
Door Swing Orientation	left
Number of Doors	2
Door Material	tempered glass
Door Material Details	tinted double pane
Door Color/Finish	stainless steel
Door Opening Degree to Slide out Shelves	>90°
UV Resistant	Yes
Door Reversible	No
Shelves	
Adjustable Shelves to different heights	No
Number of Shelves	6 full shelves + 1 half shelf
Shelve Material	beech wood
Shelves slide out degree	75%
Full shelve size (Width x Depth x Height)	478x541x25mm
Half shelve size (Width x Depth x Height)	478x325x25mm
Certifications Listings&Approvals	
CE Listed	Yes
ERP New Standard	Level G
ISO 9001 Certified	Yes
Unit Dimension and Weight	
Overall Height - Top to Bottom	1625mm
Overall Width - Side to Side	595mm
Overall Depth - Front to Back	722mm
Depth -Excluding Handles	680mm
Interior Height - Top to Bottom	1430mm
Interior Width - Side to Side	523mm
Interior Depth - Front to Back	544mm
Upper Door Height - Top to Bottom	1509mm
Upper Door Width - Side to Side	594mm
Upper Door Depth - Front to Back	33mm
Lower Door Height - Top to Bottom	1246mm
Lower Door Width - Side to Side	615mm
Lower Door Depth - Front to Back	710mm



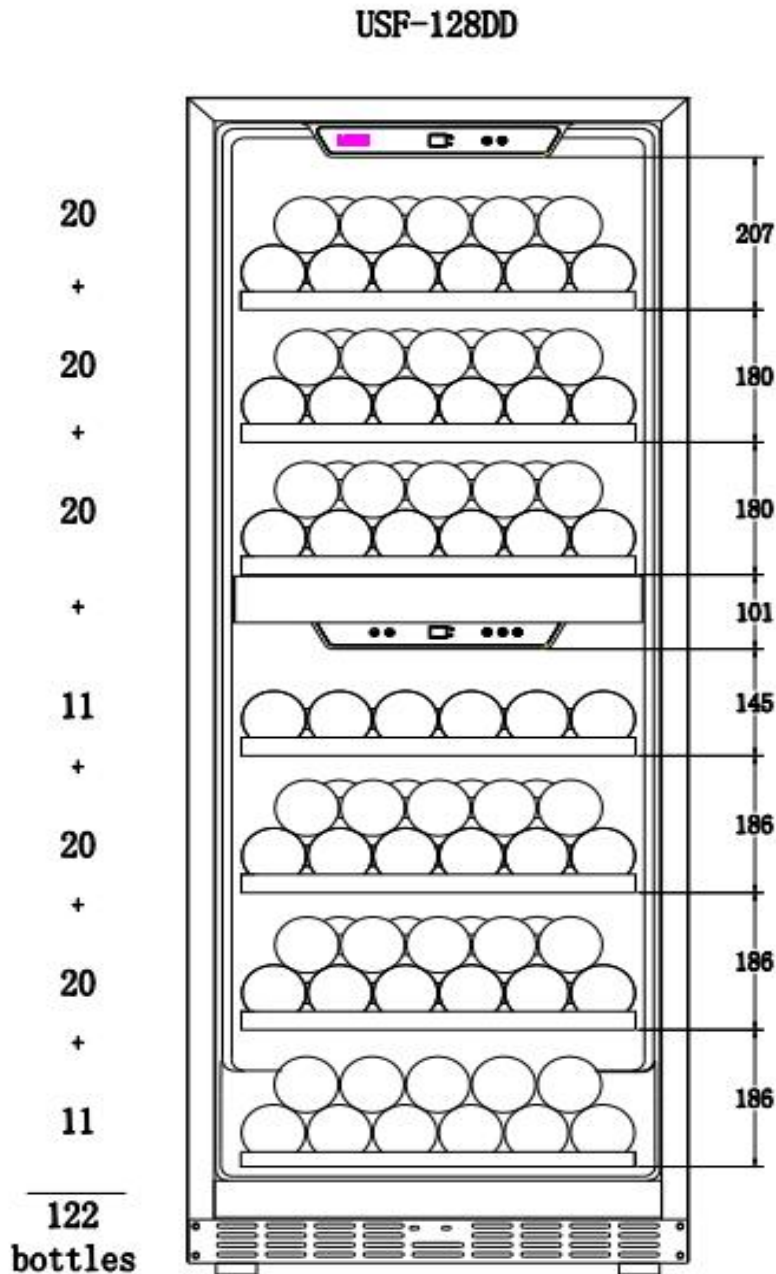
Your Professional Home and Commercial Appliances Supplier

Depth With Door Open at 90 Degrees	1646mm
Cutout Width - Side to Side	615mm
Cutout Depth - Front to Back	710mm
Cutout Height - Top to Bottom	1635mm
Overall Product Weight Net Weight	87.5kg
Shipping Weight with Panel	98.5kg
Shipping Height - Top to Bottom with Panel	1783mm
Shipping Width - Side to Side	660mm
Shipping Depth - Front to Back	770mm
Installation and Usage	
Installation Required	No
Tools Needed for Installation	No
Additional Parts Required	No
Supplier Intended and Approved Use	residential and commercial use
Outdoor Use	No
Product Care	wipe clean with a dry cloth
Undercounter	No
Warranty	
Manufacturer Warranty (labor)	1 year
Manufacturer Warranty (parts)	1 year
What in the Box	
LW128DDEU Dual Zone Dual Door Wine Cooler	1 unit
User Manual	1 pc
Keys	2 pcs
Hinge cover	1 pc

The Smallest Space Left for Installing LW128DDEU



Storage Capacity



The bottle capacity is for standard Bordeaux 750ml bottles which are approximately 2.75" in diameter. Storing large and/or oddly shaped bottles (including champagne and sparkling wine bottles) should remove at least 1 shelf (shelves is removable) and will decrease the number of bottles you are able to store in your wine cooler.

Energy Guide



Lanbo

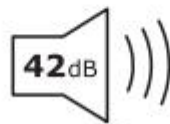
LW128DDEU



190 kWh/annum



122



ABC**D**